

POST CYCLONE

Actions for INDIVIDUALS/FAMILY


- Remain inside shelter until you are informed that it is safe to return home
- Turn off all the main switches on getting instruction to unplug appliances – do not touch electrical equipment with wet hands
- Look out for broken electric poles and wires, sharp objects and debris
- Check out the damaged and cracked areas of house and get it repair
- Report the concerned authorities about the loss occurred due to cyclone
- Take immediate help from advisories to recover through schemes if available



- Give first-aid and seek help from medical practitioners in case of serious injuries

- Do not move seriously injured people unless they are in immediate danger of further injury
- Do not consume food items that have come in contact with contaminated water or covered with fungus

- Clean your surroundings and discard waste and debris as advised
- Do not use toilet if sewage pipes are damaged



Actions for COMMUNITY

Conduct an assessment of damage that occurred in the area to enable restoration service planning

Support resumption of basic services like hospitals, schools and transport

Surrounding areas should be sanitised and waste materials treated to avoid breeding of flies and keep away mosquitoes

Organize

- Health camps to treat injured people and provide them essential vaccinations
- Getting structural damages addressed (e.g., roads, repair pipes, damaged poles and electrical fittings, etc.)
- Information dissemination of disaster-related schemes and programmes to support community in accessing them
- Clearing of litter/waste in the area and safe disposal of animal carcasses



Keep updated yourself about the situations and act accordingly to receive information from government officials for safety and evacuation



Act on information obtained from correct sources – Government news agencies on cyclone or flood warnings



Ignore all unverified sources and social media messages that may create panic situation



BE PREPARED • TAKE PRECAUTIONS • STAY SAFE



A weather system consisting of an area of low pressure, in which winds circulate at speeds exceeding 61 km/hr, also known as 'Cyclone' or Tropical Storm. These are non-frontal synoptic scale weather systems originating over tropical waters with organized convection and definite cyclonic surface wind circulation. Winds rotate around the low pressure centre in an anti-clockwise direction in the Northern Hemisphere and in a clockwise direction in the Southern Hemisphere.

Cyclones can cause deaths (by electrocution, impact of collapsing structures and blowing debris), serious damage to agricultural fields, crops and also property and infrastructure. They devastate communities, destroying homes, livelihoods and disrupting transportation with far-reaching socio-economic impacts.



Your NiDRR Mitras:
Abhay and Anika will take you through some important tips on how to prepare and protect yourself for Cyclone.



HELPLINE 112





PLAN AND PREPARE

Actions for INDIVIDUALS/FAMILY

Gather emergency supplies

Check you have a working phone

Keep extra batteries or backup charger

Store non-perishable, dry food items

Store 3 days supply of at least 4 litres drinking water in clean containers

Store water for sanitation purposes

Keep your 'go-bag' ready with emergency supplies



- Emergency contact information
- Original and duplicate copies of vital records and documents must be kept in a plastic waterproof bag and/or in digilocker
- First-aid kits
- Soap
- Masks
- Sanitary pad
- Torch with extra batteries
- Plastic bags and strings to tie
- Water purification tablets
- Prescribed medications
- Plastic sheet and duct tape
- Multipurpose tool 'knife'
- Matches and whistle
- Set of dry clothes and towels

Things you should know

In case of heavy rainfall storm surge tide warning, or flooding, know your nearest safe high ground or safe shelter and the safest access route to it



At the earliest warning:



✓ Secure your house, especially the roof, carry out repairs, **do not leave sharp objects loose**

✓ Board up windows using wooden boards or thick paper

✓ Trim treetops and branches near your house with permission obtained from local authorities

✓ Plan to provide medical assistance to your family members

When evacuating:



✓ Plan on evacuate pregnant women, children, elders, sick and physically challenged family members to safe place

✓ Turn off the main power switch and also close gas valve/cylinder valve

✓ Untie all domestic animals

✓ Bring outdoor items (lawn furniture, trash cans, cycles) inside the premises and tied them securely

Different alert levels and their actions


Blue alert: Cyclone may occur within 24-48 hours (Alert + Warning phase)

Yellow alert: Cyclone likely to occur within 12+ hours (Take action)

Red alert: Cyclone may occur within 3-12 hours (Move or stay at safe place)

Actions for COMMUNITY

- Prepare community emergency action and evacuation plan
- Prepare community shelters for emergencies like floods
- Identify channels of communication and inform the community about those channels
- Share information about community emergency action and evacuation plan with all families in the community
- Share information about community shelter and its location
- Map the vulnerable communities/houses in your area that are prone to flood
- Ensure that community members are aware of flood safety protocols



- Conduct evacuation mock drills with the community from time to time
- Engage and train community volunteers for preparedness, response and recovery

DURING CYCLONE

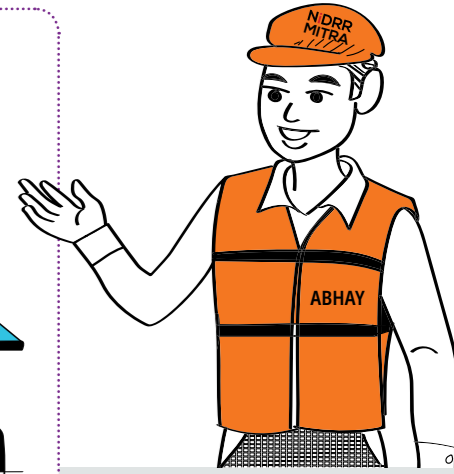
Actions for INDIVIDUALS/FAMILY



✓ Do not venture out even if it seems calm outside



✓ Listen to updates on evacuation, or status of cyclone




✓ Move all your valuables including important documents at a higher level

✓ If you are inside the building remember to stay on lower floors

✓ Know where and when to evacuate

✓ Keep all family members together and ready to move whenever required



✓ Stay indoors in an empty room; keep movable items securely fixed

✓ Board up glass windows or put storm shutters in place

✓ Stay away from windows, doors and skylights

Actions for COMMUNITY

Keep a check on vulnerable areas and organize evacuation when required

Coordinate with relief agencies for supply of aid and ration as required

Ensure safety, security of shelter camps and maintain cleanliness to prevent outbreak of any infection

Ensure flow of correct information on flood/cyclone situation to the community from verified sources to prevent any rumours